

IMAGINE...




Libraries Are
Available for:
Embroidery Machines
With Hoops Up to 10"
&
Paper Piecing

SHORT CUT QUILT BLOCKS FOR DESIGN AS YOU GO QUILTING

A library filled with everything you need to make thousands of quilts. ...Always Ready & Waiting In The Size You Need.

TWO DAY EVENTS BEGIN LATE FALL 2018



Each participant will complete a four block wall hanging. This adorable project is seasonally adaptable by replacing “snapped in place” embellishments. Folded flowers are used in the event project.

This event features working with embroidery machines. Ample time will be provided for all participants to complete the project in either a solo or team environment, as desired by store owners.

Participants will experiment with the Short Cut Quilt Blocks Library. During the two days they will learn how this incredible new resource puts thousands of quilts at their fingertips. Additional time will be devoted to experimentation.

Participants will learn to piece, join blocks and add decorative quilting stitches entirely in the hoop. We will be using our Continuous Batting and Backing Strips method to ensure everyone leaves the event ready to take on any in the hoop quilts.

EVENTS INCLUDE:

- Two days filled with fun, prizes and hands on projects created for this event by Queen of Stitching
- Swag Bag filled with goodies valued over \$375.00 in Sewing, Quilting and Embroidery items
- Hints & Tips on using embroidery machines to shorten the quilt making process with breathtaking results
- Trunk Show
- Door Prizes & Give Aways
- Product Offers only available to event attendees
- Project kits with complete instructions and Cd's for every attendee

WHAT IS THE SHORT CUT QUILT BLOCKS LIBRARY?


A library created to rapidly produce mountains of quilt block components. Seam allowances are included and components are ready to be combined into quilt blocks. It is as if, for the first time, we have a word processor to edit quilt designing and construction.

Actually Cut & Paste Component Parts into Quilt Blocks!

NO Software Skills Required.

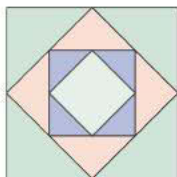
NO MUSS NO FUSS PROCESS

- Combine fabric rectangles into defined patterns.
- Rotary cut along stitched guidelines to release complex components. All seam allowances are built in.
- No more cutting or stitching triangles as they are a natural outcome of the cut divisions.
- This library literally puts thousands of ready to stitch quilt blocks into owner's hands.



If you see it or dream it - YOU CAN MAKE IT!

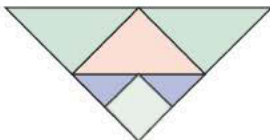
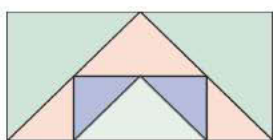
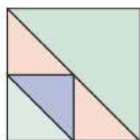
THE TRANSFORMATION - ONE EXAMPLE



The base unit to the left is a 4 Round unit (made from four shapes). When the unit is quartered, cut in half or X cut into quarters the shapes below are released.

Seam allowances are built into all sides & units are ready to be combined into breathtaking quilts.

Short Cut Quilt Block library files range from 1" to 10" (increasing in $\frac{1}{4}$ " increments). The "Embroidery Option" includes *Assembly Blocks* allowing users to assemble square quilt blocks in the hoop when desired.



What Would You Make If You Could...

- Have over 500 files place thousands of quilts at your finger tips - ready to start, any time - any size and borders are included.
- Stitch only simple shapes - then cut them apart for mountains of triangle filled components.
- Turn any quilt block into a Medallion.
- Cut and paste components from the "Short Cut Quilt Block" library to design "Thousands of Quilts". No drafting required..
- Choose between libraries for embroidery machine hoops up to 10" or printable Foundation Paper Piecing



CONTACT QUEEN OF STITCHING TO SCHEDULE YOUR EVENT

20323 Marine View DR SW

Seattle, WA 98166

T: 206.824.6009 • F: 206.824.6007

<https://www.QueenofStitching.com>

events@QueenofStitching.com